

# Prospectus

## Trust for Credit Unions

December 28, 2009

### TRUST FOR CREDIT UNIONS

- Money Market Portfolio
- Ultra-Short Duration Government Portfolio
- Short Duration Portfolio

THE SECURITIES AND EXCHANGE COMMISSION HAS NOT APPROVED OR DISAPPROVED THESE SECURITIES OR PASSED UPON THE ADEQUACY OF THIS PROSPECTUS. ANY REPRESENTATION TO THE CONTRARY IS A CRIMINAL OFFENSE.

AN INVESTMENT IN A PORTFOLIO IS NOT A CREDIT UNION DEPOSIT AND IS NOT INSURED OR GUARANTEED BY THE NATIONAL CREDIT UNION SHARE INSURANCE FUND, THE NATIONAL CREDIT UNION ADMINISTRATION OR ANY OTHER GOVERNMENT AGENCY. AN INVESTMENT IN A PORTFOLIO INVOLVES INVESTMENT RISKS, INCLUDING POSSIBLE LOSS OF PRINCIPAL. ALTHOUGH THE MONEY MARKET PORTFOLIO SEEKS TO PRESERVE THE VALUE OF YOUR INVESTMENT AT \$1.00 PER UNIT, IT IS POSSIBLE TO LOSE MONEY BY INVESTING IN THE PORTFOLIO.

**TRUST**  
*forCreditUnions*

NOT FDIC-INSURED	May Lose Value	No Bank Guarantee
------------------	----------------	-------------------

# General Investment Management Approach

The Money Market Portfolio, Ultra-Short Duration Government Portfolio and Short Duration Portfolio are portfolios (“Portfolios”) of Trust for Credit Unions (the “Trust” or “Fund”), an open-end, management investment company (commonly known as a mutual fund).

- The Fund is offered solely to state and federally chartered credit unions. Units of each of the Fund’s Portfolios are designed to qualify as eligible investments for federally chartered credit unions pursuant to Sections 107(7), 107(8) and 107(15) of the Federal Credit Union Act, Part 703 of the National Credit Union Administration (“NCUA”) Rules and Regulations and NCUA Letter Number 155. Units of the Fund, however, may or may not qualify as eligible investments for particular state chartered credit unions. The Fund encourages each state chartered credit union to consult qualified legal counsel concerning whether the Portfolios are permissible investments under the laws applicable to it.
- The Fund intends to review changes in the applicable laws, rules and regulations governing eligible investments for federally chartered credit unions, and to take such action as may be necessary so that the investments of the Fund qualify as eligible investments under the Federal Credit Union Act and the regulations thereunder.

Goldman Sachs Asset Management, L.P. (“GSAM”) serves as the Fund’s investment adviser. GSAM is referred to in this Prospectus as the “Investment Adviser.”

Callahan Credit Union Financial Services, LLLP (“CUFSLP”) is a limited liability limited partnership in which 39 credit unions are limited partners. CUFSLP acts as administrator of the Fund (the “Administrator”). PNC Global Investment Servicing (U.S.) Inc. (“PNC”) provides certain administrative, fund accounting and regulatory administration services to the Fund. Callahan Financial Services, Inc. (“CFS”), serves as the distributor of the Fund (the “Distributor”).

## The Fund’s Money Market Investment Philosophy:

The Money Market Portfolio is managed to seek preservation of capital, daily liquidity and maximum current income. The Investment Adviser follows a conservative, risk-managed investment process that seeks to:

- Manage credit risk
- Manage interest rate risk
- Manage liquidity

Since 1988, the Investment Adviser has actively managed the Money Market Portfolio to provide credit union investors with the greatest possible preservation of principal and income potential.

## Investment Process

### 1. *Managing Credit Risk*

The Investment Adviser's process for managing risk emphasizes:

- **Intensive research**—The Credit Department, a separate operating entity of Goldman, Sachs & Co. (“Goldman Sachs”), approves all money market fund eligible securities for the Money Market Portfolio. Sources for the Credit Department's analysis include third-party inputs, such as financial statements and media sources, ratings releases and company meetings, as well as the Investment Research, Legal and Compliance Departments of Goldman Sachs.
- **Timely updates**—A Credit Department-approved list of securities is continuously communicated on a “real-time” basis to the portfolio management team via computer link.

**The Result: An “approved” list of high-quality credits**—The Investment Adviser's portfolio management team uses this approved list to construct portfolios which offer the best available risk-return tradeoff within the “approved” credit universe. If a security is removed from the “approved” list, the Investment Adviser is not required to sell the security.

### 2. *Managing Interest Rate Risk*

Three main steps are followed in seeking to manage interest rate risk:

- **Establish dollar-weighted average maturity (WAM) target**—WAM (the weighted average time until the yield of a portfolio reflects any changes in the current interest rate environment) is constantly revisited and adjusted as market conditions change. An overall strategy is developed by the portfolio management team based on insights gained from weekly meetings with both Goldman Sachs economists and economists from outside the firm.
- **Implement optimum portfolio structure**—Proprietary models that seek the optimum balance of risk and return, in conjunction with the Investment Adviser's analysis of factors such as market events, short-term interest rates and the Money Market Portfolio's asset volatility, are used to identify the most effective portfolio structure.
- **Conduct rigorous analysis of new securities**—The Investment Adviser's five-step process includes legal, credit, historical index and liquidity analysis, as well as price stress testing to determine suitability for money market mutual funds.

## GENERAL INVESTMENT MANAGEMENT APPROACH

### 3. *Managing Liquidity*

Factors that the Investment Adviser's portfolio managers continuously monitor and that affect the liquidity of the Money Market Portfolio include:

- The Money Market Portfolio's clients and factors that influence their asset volatility;
- Technical events that influence the trading range of federal funds and other short-term fixed-income markets; and
- Bid-ask spreads associated with securities in the Portfolio.

The Fund's Fixed Income Investment Philosophy:

#### *Active Management Within a Risk-Managed Framework*

The Ultra-Short Duration Government Portfolio and the Short Duration Portfolio (the "Bond Portfolios") are managed to seek a high level of current income, consistent with low volatility of principal.

Global fixed income markets are constantly evolving and are highly diverse—with myriad sectors, issuers and securities. The Investment Adviser believes inefficiencies in these complex markets cause bond prices to diverge from their fair value for periods of time. To capitalize on these inefficiencies and generate consistent risk-adjusted performance, the Investment Adviser believes it is critical to:

- *Thoughtfully combine diversified sources of return by employing multiple investment strategies*
- *Take a global perspective to uncover relative value opportunities*
- *Employ focused specialist teams to identify short-term mispricings and incorporate long-term views*
- *Emphasize a risk-aware approach*

#### Investment Process

The Investment Adviser follows a disciplined, multi-step process to evaluate potential mortgage-related investments by assessing:

1. **Sector Allocation**—The Investment Adviser assesses the relative value between different fixed income sectors, including the different subsectors of the mortgage market, to create investment strategies that meet each Bond Portfolio's objective.
2. **Security Selection Strategies**—The Investment Adviser covers each sector of the fixed income market, including mortgage-related securities, with a deep team of seasoned specialists to identify the most attractive securities within each sector.
3. **Yield Curve Strategies**—The Investment Adviser adjusts the term structure of the Bond Portfolios based on its expectations of changes in the shape of the yield curve while closely controlling the overall duration of the Bond Portfolios.

The Investment Adviser employs quantitative models to supplement the investment process; however, the Bond Portfolios are very much actively managed portfolio strategies, not model-driven. Among the quantitative tools used in the Bond Portfolios' investment process are:

- Option-adjusted analytics to evaluate relative attractiveness between different securities within the mortgage markets and to reevaluate investments as market conditions change; and
- Analytics to estimate mortgage prepayments and cash flows under different interest rate scenarios.

*The Investment Adviser de-emphasizes interest rate predictions as a means of generating incremental return. Instead, the Investment Adviser seeks to add value through the selection of particular securities and investment sector allocation as described above.*

With the Bond Portfolios, the Investment Adviser applies a team approach that emphasizes risk management and capitalizes on Goldman Sachs' extensive research capabilities.

Each of the Bond Portfolios described in this Prospectus has a target duration. A Bond Portfolio's duration approximates its price sensitivity to changes in interest rates including expected cash flow and mortgage prepayments. Maturity measures the time until final payment is due; it takes no account of the pattern of a security's cash flows over time. In computing portfolio duration, a Bond Portfolio will estimate the duration of obligations that are subject to prepayment or redemption by the issuer, taking into account the influence of interest rates on prepayments and coupon flows. This method of computing duration is known as "option-adjusted" duration. The Bond Portfolios have no restrictions as to the minimum or maximum maturity of any particular security held by them but intend to maintain the maximum durations noted under "Portfolio Investment Objectives and Strategies." There can be no assurance that the Investment Adviser's estimation of duration will be accurate or that the duration of a Bond Portfolio will always remain within the Portfolio's maximum target duration.

# Portfolio Investment Objectives and Strategies

## Money Market Portfolio

### INVESTMENT OBJECTIVE

The Money Market Portfolio seeks to maximize current income to the extent consistent with the preservation of capital and the maintenance of liquidity by investing in high quality money market instruments authorized under the Federal Credit Union Act.

### PRINCIPAL INVESTMENT STRATEGIES

The Money Market Portfolio invests exclusively in:

- Securities issued or guaranteed as to principal and interest by the U.S. government or by its agencies, instrumentalities or sponsored enterprises (“U.S. Government Securities”) and related custodial receipts
- U.S. dollar-denominated obligations issued or guaranteed by U.S. banks with total assets exceeding \$1 billion (including obligations issued by foreign branches of such banks), but only to the extent permitted under the Federal Credit Union Act and the rules and regulations thereunder
- Repurchase agreements pertaining thereto
- Federal funds

Pursuant to an order of the Securities and Exchange Commission (“SEC”), the Money Market Portfolio may enter into principal transactions in certain taxable money market instruments, including repurchase agreements, with Goldman Sachs.

### GENERAL INVESTMENT POLICIES

**The Portfolio:** The Money Market Portfolio’s securities are valued by the amortized cost method as permitted by Rule 2a-7 under the Investment Company Act of 1940, as amended (the “1940 Act”). Under Rule 2a-7, the Portfolio may invest only in U.S. dollar-denominated securities that are determined to present minimal credit risk and meet certain other criteria, including conditions relating to maturity, diversification and credit quality. These operating policies may be more restrictive than the fundamental policies set forth in the Statement of Additional Information (the “Additional Statement”).

## Money Market Portfolio continued

**Net Asset Value (“NAV”):** The Money Market Portfolio seeks to maintain a stable NAV of \$1.00 per unit. There can be no assurance that the Money Market Portfolio will be able at all times to maintain a NAV of \$1.00 per unit.

**Maximum Remaining Maturity of Portfolio Investments:** 13 months (as determined pursuant to Rule 2a-7) at the time of purchase.

**Dollar-Weighted Average Portfolio Maturity (“WAM”):** Not more than 90 days (as required by Rule 2a-7).

**Diversification:** Diversification can help the Money Market Portfolio reduce the risks of investing. In accordance with current regulations of the SEC, the Portfolio may not invest more than 5% of the value of its total assets at the time of purchase in the securities of any single issuer. However, the Portfolio may invest up to 25% of the value of its total assets in the securities of a single issuer for up to three business days. These limitations do not apply to cash, certain repurchase agreements or U.S. Government Securities. In addition, securities subject to certain guarantees or unconditional demand features are subject to different diversification requirements as described in the Additional Statement.

**Credit Quality:** Investments by the Money Market Portfolio must present minimal credit risk and be “First Tier Securities.” First Tier Securities are securities that are rated in the highest short-term ratings category by at least two Nationally Recognized Statistical Rating Organizations (“NRSROs”), or if only one NRSRO has assigned a rating, by that NRSRO; or have been issued or guaranteed by, or otherwise allow the Portfolio under certain conditions to demand payment from, an entity with such ratings. U.S. Government Securities are considered First Tier Securities. Securities without short-term ratings may be purchased only if they are deemed by the Investment Adviser, pursuant to procedures approved by the Board of Trustees, to be of comparable quality to First Tier Securities.

NRSROs include Standard & Poor’s Ratings Services, Moody’s Investors Service and Fitch Ratings. For a description of NRSRO rating categories, see the Additional Statement.

# Ultra-Short Duration Government Portfolio

## INVESTMENT OBJECTIVE

The Ultra-Short Duration Government Portfolio seeks to achieve a high level of current income, consistent with low volatility of principal, by investing in obligations authorized under the Federal Credit Union Act.

## PRINCIPAL INVESTMENT STRATEGIES

The Ultra-Short Duration Government Portfolio invests exclusively in:

- U.S. Government Securities and related custodial receipts
- Repurchase agreements pertaining thereto
- Short-term obligations that are permitted investments for the Money Market Portfolio

Under normal circumstances, at least 80% of the net assets (measured at the time of purchase) of the Ultra-Short Duration Government Portfolio will be invested in U.S. Government Securities, including mortgage-related securities representing an interest in or collateralized by other mortgage-related securities and/or in repurchase agreements collateralized by U.S. Government Securities. The Portfolio expects that a substantial portion of its assets will be invested in mortgage-related securities.

While there will be fluctuations in the NAV of the Portfolio, the Portfolio is expected to have less interest rate risk and asset value fluctuation than funds investing primarily in longer-term mortgage-backed securities paying a fixed rate of interest.

***Portfolio Duration (under normal interest rate conditions):***

Target = Six-Month U.S. Treasury Bill Index to One-Year U.S. Treasury Note Index

Maximum = Two-Year U.S. Treasury Security

***Expected Approximate Interest Rate Sensitivity:*** Nine-Month Treasury Bill

***Credit Quality:*** U.S. Government Securities

***Benchmarks:*** Six-Month U.S. Treasury Bill Index and One-Year U.S. Treasury Note Index

# Short Duration Portfolio

## INVESTMENT OBJECTIVE

The Short Duration Portfolio seeks to achieve a high level of current income, consistent with relatively low volatility of principal, by investing in obligations authorized under the Federal Credit Union Act.

## PRINCIPAL INVESTMENT STRATEGIES

During normal market conditions, the Short Duration Portfolio intends to invest a substantial portion of its assets in mortgage-related securities, which include privately-issued mortgage-related securities rated, at the time of purchase, in one of the two highest rating categories by an NRSRO and mortgage-related securities that are U.S. Government Securities. Mortgage-related securities held by the Portfolio may include both adjustable rate and fixed rate mortgage pass-through securities, collateralized mortgage obligations and other multiclass mortgage-related securities, as well as other securities that are collateralized by or represent direct or indirect interests in mortgage-related securities or mortgage loans.

The Short Duration Portfolio may also invest in:

- Other U.S. Government Securities and related custodial receipts
- Repurchase agreements pertaining thereto
- Short-term obligations that are permitted investments for the Money Market Portfolio

The Short Duration Portfolio will attempt, through the purchase of securities with short or negative durations, to limit the effect of interest rate fluctuations on the Portfolio's NAV.

***Portfolio Duration (under normal interest rate conditions):***

Target = Two-Year U.S. Treasury Security

Maximum = Three-Year U.S. Treasury Security

***Expected Approximate Interest Rate Sensitivity:*** Two-Year U.S. Treasury Note

***Credit Quality:*** Privately issued mortgage securities rated AAA or Aaa or AA or Aa by a NRSRO at the time of purchase; U.S. Government Securities

***Benchmark:*** The Two-Year U.S. Treasury Index as reported by Merrill Lynch



## Other Investment Practices and Securities

The table below identifies some of the investment techniques that may (but are not required to) be used by the Portfolios in seeking to achieve their investment objectives. Each investment practice and technique is permitted by the 1940 Act and its regulations but will be utilized only to the extent permitted by NCUA Rules and Regulations. The table also highlights the differences among the Portfolios in their use of these techniques and other investment practices and investment securities. Numbers in this table show allowable usage only; for actual usage, consult the Portfolios' annual/semi-annual reports. For more information, see Appendix A. The Fund publishes on its website ([www.trustcu.com](http://www.trustcu.com)) month-end selected portfolio holdings information for the Portfolios, including but not limited to duration and sector allocation, subject to at least a ten calendar-day lag between the date of the information and the date on which the information is disclosed. This information will be available on the website until the date on which the Fund files its next quarterly portfolio holdings report on Form N-CSR or Form N-Q with the SEC. In addition, a description of the Fund's policies and procedures with respect to the disclosure of the Portfolios' portfolio securities is available in the Fund's Additional Statement.

- No specific percentage limitation on usage; limited only by the objectives and strategies of the Portfolio
- Not permitted

	Money Market Portfolio	Ultra-Short Duration Government Portfolio	Short Duration Portfolio
<b>Investment Practices</b>			
Investment Company Securities	—	—	• <sup>1</sup>
Mortgage Dollar Rolls	—	•	•
Repurchase Agreements	•	•	•
Securities Lending	—	• <sup>2</sup>	• <sup>2</sup>
When-Issued Securities	•	•	•
<b>Investment Securities</b>			
Bank Obligations <sup>3</sup>	•	•	•
Custodial Receipts	•	•	•
U.S. Government Securities	•	•	•
Inverse Floating Rate Securities	—	•	•
Federal Funds <sup>4</sup>	•	•	•
<b>Mortgage-Related Securities</b>			
Adjustable Rate Mortgage Loans	—	•	•
Fixed Rate Mortgage Loans	—	•	•
Collateralized Mortgage Obligations	—	•	•
Government Mortgage-Related Securities	•	•	•
Multiple Class Mortgage-Related Securities	—	•	•
Privately Issued Mortgage Pass-Through Securities	—	—	•

<sup>1</sup> The Short Duration Portfolio may invest up to 10% of its total assets in the securities of other investment companies with policies limiting their investments to those authorized for federally chartered credit unions.

<sup>2</sup> With respect to no more than 5% of net assets.

<sup>3</sup> The Portfolios may invest in U.S. dollar-denominated obligations issued or guaranteed by U.S. banks with total assets exceeding \$1 billion (including obligations issued by foreign branches of such banks).

<sup>4</sup> The Portfolios may make unsecured loans of federal funds to U.S. banks with total assets exceeding \$1 billion (including obligations issued by foreign branches of such banks).

## Principal Risks of the Portfolios

Loss of money is a risk of investing in each Portfolio. An investment in a Portfolio is not a deposit of any credit union and is not insured or guaranteed by the National Credit Union Share Insurance Fund, the NCUA or any other governmental agency. The NAVs of the Bond Portfolios will fluctuate, and may decline for extended periods, as a result of various factors, including, but not limited to, market and interest rate conditions and the amount of the distributions paid by the Bond Portfolios. There is no assurance that the NAV of a Bond Portfolio will return to its prior levels after a decline. The following summarizes other important risks that apply to the Portfolios and may result in a loss of your investment. None of the Portfolios should be relied upon as a complete investment program. There can be no assurance that a Portfolio will achieve its investment objective.

	Money Market Portfolio	Ultra-Short Duration Government Portfolio	Short Duration Portfolio
• Applicable N/A Not applicable			
U.S. Government Securities	•	•	•
Stable NAV	•	N/A	N/A
Interest Rate	•	•	•
Credit/Default	•	•	•
Call	•	•	•
Extension	•	•	•
Leverage	N/A	•	•
Market	•	•	•
Management	•	•	•
Liquidity	•	•	•
Portfolio Turnover Rate	N/A	•	•

## Risks

- **U.S. Government Securities Risk**—The risk that the U.S. government will not provide financial support to U.S. government agencies, instrumentalities or sponsored enterprises if it is not obligated to do so by law. Although many types of U.S. Government Securities that may be purchased by the Portfolios may be issued by entities chartered or sponsored by Acts of Congress, their securities are neither issued nor guaranteed by the U.S. Treasury and, therefore, are not backed by the full faith and credit of the United States. The maximum potential liability of the issuers of some U.S. Government Securities held by a Portfolio may greatly exceed their current resources, including their legal right to support from the U.S. Treasury. It is possible that these issuers will not have the funds to meet their payment obligations in the future. In September 2008, the U.S. Treasury Department and the Federal Housing Finance Administration (“FHFA”) announced that the Federal National Mortgage Association (“Fannie Mae”) and the Federal Home Loan Mortgage Corporation (“Freddie Mac”) would be placed in conservatorship under the FHFA. The effect that this conservatorship will have on Fannie Mae and Freddie Mac’s debt and equity and on securities guaranteed by Fannie Mae and Freddie Mac is unclear.
- **Stable NAV Risk**—The risk that the Money Market Portfolio will not be able to maintain a NAV per unit of \$1.00 at all times. The Bond Portfolios are not exposed to this risk as they do not maintain a stable NAV; rather, the value of their units fluctuates.
- **Interest Rate Risk**—The risk that during periods of rising interest rates, a Portfolio’s yield (and the market value of its fixed-income securities) will tend to be lower than prevailing market rates; in periods of falling interest rates, a Portfolio’s yield will tend to be higher.
- **Credit/Default Risk**—The risk that an issuer or guarantor of a security, or a bank (or a foreign branch of a U.S. bank) or other financial institution that has entered into a repurchase agreement, may default on its payment obligations.
- **Call Risk**—The risk that an issuer will exercise its right to pay principal on an obligation held by a Portfolio (such as a mortgage-backed security) earlier than expected. This may happen when there is a decline in interest rates. Under these circumstances, a Portfolio may be unable to recoup all of its initial investment and will also suffer from having to reinvest in lower yielding securities.
- **Extension Risk**—The risk that an issuer will exercise its right to pay principal on an obligation held by a Portfolio (such as a mortgage-backed security) later than expected. This may happen when there is a rise in interest rates. Under these circumstances, the value of the obligation will decrease, and a Portfolio will also suffer from the inability to invest in higher yielding securities.
- **Leverage Risk**—The risk that loss may result from a Portfolio’s investments in mortgage and other instruments permitted by NCUA Rules and Regulations. These

## PRINCIPAL RISKS OF THE PORTFOLIOS

instruments may be leveraged so that small changes may produce disproportionate losses to a Portfolio.

- **Market Risk**—The risk that the value of the securities in which a Portfolio invests may go up or down in response to the prospects of individual companies, particular industry sectors or governments and/or general economic conditions. Price changes may be temporary or last for extended periods.
- **Management Risk**—The risk that a strategy used by the Investment Adviser may fail to produce the intended results.
- **Liquidity Risk**—The risk that a Portfolio will not be able to pay redemption proceeds within the time period stated in this Prospectus, because of unusual market conditions, an unusually high volume of redemption requests, or other reasons.
- **Portfolio Turnover Rate Risk**—A high rate of portfolio turnover (100% or more) involves correspondingly greater expenses which must be borne by a Portfolio and its unitholders.

More information about the portfolio securities and investment techniques of the Portfolios, and their associated risks, is provided in Appendix A. You should consider the investment risks discussed in this section and in Appendix A. Both are important to your investment choice.



## Portfolio Performance

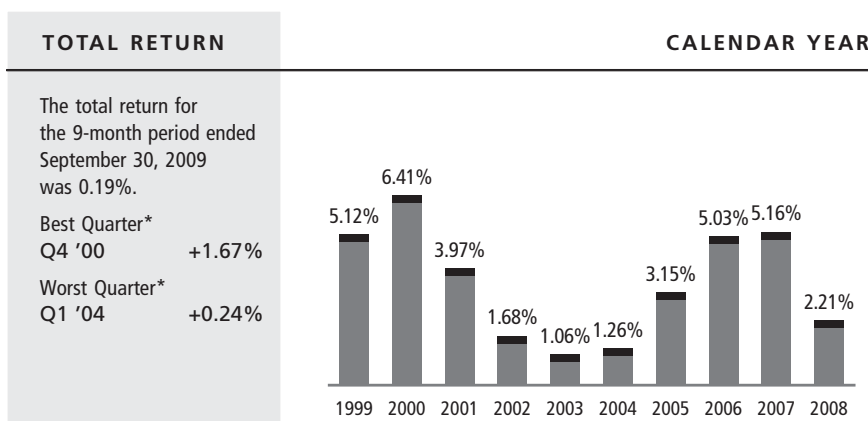
### HOW THE PORTFOLIOS HAVE PERFORMED

The bar charts and tables below provide an indication of the risks of investing in a Portfolio by showing: (a) changes in the performance of a Portfolio from year to year for the last ten years; and (b) the average annual total returns of the Portfolios and how the returns of the Bond Portfolios compare to those of broad-based securities market indices. The bar charts (including “Best Quarter” and “Worst Quarter” information) and tables assume reinvestment of dividends and distributions. A Portfolio’s past performance is not necessarily an indication of how the Portfolio will perform in the future. Performance reflects expense limitations in effect. If expense limitations were not in place, a Portfolio’s performance would have been reduced.

You may obtain the Money Market Portfolio’s current yield by calling 1-800-342-5828 or 1-800-237-5678.

PORTFOLIO PERFORMANCE

# Money Market Portfolio



## AVERAGE ANNUAL TOTAL RETURN

For the period ended December 31, 2008	1 Year	5 Years	10 Years	Since Inception
<b>Money Market Portfolio</b> (Inception 5/17/88)	2.21%	3.35%	3.49%	4.69%

\* Please note that "Best Quarter" and "Worst Quarter" figures are applicable only to the time period covered by the bar chart.

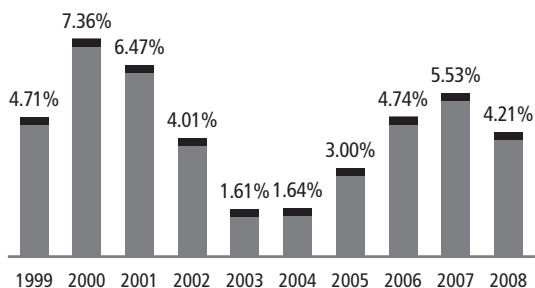
# Ultra-Short Duration Government Portfolio

## TOTAL RETURN

## CALENDAR YEAR

The total return for the 9-month period ended September 30, 2009 was 1.98%.

Best Quarter\*  
Q4 '00 +2.50%  
Worst Quarter\*  
Q2 '04 -0.13%



## AVERAGE ANNUAL TOTAL RETURN

For the period ended December 31, 2008	1 Year	5 Years	10 Years	Since Inception
<b>Ultra-Short Duration Government Portfolio</b> (Inception 7/10/91)	4.21%	3.81%	4.32%	3.85%
Six-Month U.S. Treasury Bill Index**	3.58%	3.65%	3.80%	4.33% <sup>1</sup>
One-Year U.S. Treasury Note Index**	4.75%	3.62%	4.13%	4.67%
Barclays Capital Mutual Fund Short (1-2 Yr) Government Index***	5.96%	3.90%	4.57%	4.99% <sup>2</sup>

\* Please note that "Best Quarter" and "Worst Quarter" figures are applicable only to the time period covered by the bar chart.

\*\* The Six-Month U.S. Treasury Bill Index and One-Year U.S. Treasury Note Index, as reported by Merrill Lynch, do not reflect any deduction for fees or expenses.

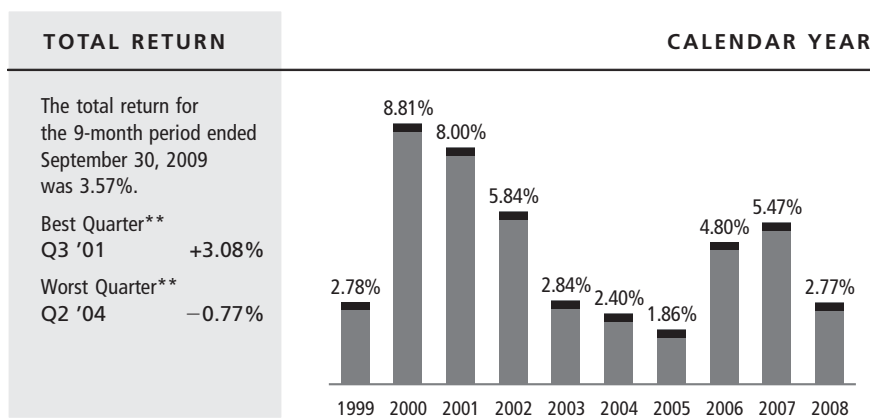
\*\*\* Formerly the Lehman Brothers U.S. Short (1-2 Yr) Government Index. The Barclays Capital Mutual Fund Short (1-2 Yr) Government Index is unmanaged and the Index figures do not reflect any deduction for fees or expenses.

<sup>1</sup> Since August 1, 1991.

<sup>2</sup> Since November 1, 1992.

PORTFOLIO PERFORMANCE

## Short Duration Portfolio\*



### AVERAGE ANNUAL TOTAL RETURN

For the period ended December 31, 2008	1 Year	5 Years	10 Years	Since Inception
<b>Short Duration Portfolio (Inception 10/9/92)</b>	2.77%	3.45%	4.53%	4.50%
Two-Year U.S. Treasury Index***	7.43%	4.15%	4.70%	5.02%
Barclays Capital Mutual Fund Short (1-3 Yr) Government Index****	6.66%	4.11%	4.81%	5.20% <sup>1</sup>

\* During the fiscal year ended August 31, 2004, one of the principal investment strategies of the Short Duration Portfolio was revised to provide that the Portfolio intends to invest a substantial portion (formerly 80% of net assets) in mortgage-related securities.

\*\* Please note that "Best Quarter" and "Worst Quarter" figures are applicable only to the time period covered by the bar chart.

\*\*\* The Two-Year U.S. Treasury Index, as reported by Merrill Lynch, does not reflect any deduction for fees or expenses.

\*\*\*\* Formerly the Lehman Brothers U.S. Short (1-3 Yr) Government Index. The Barclays Capital Mutual Fund Short (1-3 Yr) Government Index is unmanaged and the Index figures do not reflect any deduction for fees or expenses.

<sup>1</sup> Since November 1, 1992.

## Portfolio Fees and Expenses

This table describes the fees and expenses that you may pay if you buy and hold units of the Portfolios.

	Money Market Portfolio	Ultra-Short Duration Government Portfolio	Short Duration Portfolio
<b>Unitholder Fees</b> (fees paid directly from your investment):			
Maximum Sales Charge (Load) Imposed on Purchases	None	None	None
Maximum Deferred Sales Charge (Load)	None	None	None
Maximum Sales Charge (Load) Imposed on Reinvested Dividends	None	None	None
Redemption Fees	None	None	None
Exchange Fees	None	None	None
<b>Annual Portfolio Operating Expenses*</b> (expenses that are deducted from Portfolio assets):			
Management Fees	0.16% <sup>1</sup>	0.16%	0.16%
Administration Fees	0.10% <sup>2</sup>	0.05%	0.05%
Other Expenses	0.10%	0.14%	0.13%
<b>Total Portfolio Operating Expenses*</b>	<b>0.36%<sup>3</sup></b>	<b>0.35%</b>	<b>0.34%</b>

\* As a result of current fee waivers and expense limitations, "Total Portfolio Operating Expenses" of the Portfolios which are actually incurred as of the date of this Prospectus are as set forth below. The expense limitations and fee waivers (other than the expense limitation described in footnote 3 below) may be modified or terminated at any time at the option of the Investment Adviser and Administrator. If this occurs, a Portfolio's operating expenses may increase without unitholder approval.

	Money Market Portfolio	Ultra-Short Duration Government Portfolio	Short Duration Portfolio
<b>Annual Portfolio Operating Expenses</b> (expenses that are deducted from Portfolio assets):			
Management Fees	0.07% <sup>1</sup>	0.16%	0.16%
Administration Fees	0.03% <sup>2</sup>	0.05%	0.05%
Other Expenses	0.10%	0.14%	0.13%
<b>Total Portfolio Operating Expenses (after current waivers and expense limitations)</b>	<b>0.20%<sup>3</sup></b>	<b>0.35%</b>	<b>0.34%</b>

## PORTFOLIO FEES AND EXPENSES

<sup>1</sup> *The management fee for the Money Market Portfolio is computed daily and payable monthly at annual percentage rates equal to 0.20% of the first \$300 million and 0.15% in excess of \$300 million of the average daily net assets of the Portfolio. The Investment Adviser has voluntarily agreed to limit its advisory fee to 0.07% of the Portfolio's average daily net assets. The limitation may be terminated at any time at the option of the Investment Adviser.*

<sup>2</sup> *The Administrator has voluntarily agreed to limit its administration fee with respect to the Money Market Portfolio to 0.05% of the first \$300 million of average daily net assets, 0.04% of the next \$700 million of average daily net assets, 0.03% of the next \$1 billion of average daily net assets, and 0.02% of average daily net assets over \$2 billion. The limitation may be terminated at any time at the option of the Administrator.*

<sup>3</sup> *The Administrator has agreed to reduce or limit "Total Portfolio Operating Expenses" of the Money Market Portfolio (excluding interest, taxes, brokerage and extraordinary expenses exclusive of any offset arrangements) to 0.20% of the Portfolio's average daily net assets.*

## Portfolio Fees and Expenses continued

### Example

The following Example is intended to help you compare the cost of investing in a Portfolio (without the fee waivers and expense limitations) with the cost of investing in other mutual funds. The Example assumes that you invest \$10,000 in a Portfolio for the time periods indicated and then redeem all of your units at the end of those periods. The Example also assumes that your investment has a 5% return each year and that a Portfolio's operating expenses remain the same. Although your actual costs may be higher or lower, based on these assumptions your costs would be:

Portfolio	1 Year	3 Years	5 Years	10 Years
<b>Money Market</b>	\$20	\$ 64	\$113	\$255
<b>Ultra-Short Duration Government</b>	\$36	\$113	\$197	\$443
<b>Short Duration</b>	\$35	\$109	\$191	\$431

## Service Providers

### INVESTMENT ADVISER

Goldman Sachs Asset Management, L.P. (“GSAM”), 32 Old Slip, New York, N.Y. 10005 has been registered as an investment adviser with the SEC since 1990 and is an affiliate of Goldman Sachs. As of September 30, 2009, GSAM, including its investment advisory affiliates, had assets under management of \$734 billion.

The Investment Adviser provides day-to-day advice regarding the Portfolios’ transactions. The Investment Adviser also continually manages each Portfolio, including the purchase, retention and disposition of securities and other assets.

### MANAGEMENT FEES

As compensation for its services and its assumption of certain expenses, the Investment Adviser is entitled to the following fees, computed daily and payable monthly, at the annual rates listed below (as a percentage of each Portfolio’s average daily net assets):

Portfolio(s)	Contractual Rate	Actual Rate For the Fiscal Year Ended August 31, 2009
Money Market	0.20% on first \$300 million, 0.15% on remainder	0.07%*
Ultra-Short Duration Government and Short Duration	0.18% on first \$250 million, 0.16% on next \$250 million, 0.14% on remainder**	0.16%

\* The difference between the stated fees and the actual fees paid by the Money Market Portfolio reflects that the Investment Adviser did not charge the full amount of the fees to which it would have been entitled. The Investment Adviser may discontinue or modify any such voluntary limitation in the future at its discretion.

\*\* Contractual rate is based on the aggregate average net assets of the Ultra-Short Duration Government and Short Duration Portfolios. Fees are charged on a pro rata basis between the Portfolios.

A discussion regarding the basis for the Board of Trustees' approval of the Fund's investment advisory agreement with GSAM is available in the Portfolios' annual report for the fiscal year ended August 31, 2009.

#### ADMINISTRATOR AND PNC

Callahan Credit Union Financial Services, LLLP ("CUFSLP"), a Delaware limited liability limited partnership in which 39 credit unions are limited partners, acts as the Administrator of the Portfolios. CUFSLP's address is 1001 Connecticut Avenue NW, Suite 1001, Washington, D.C. 20036. In this capacity, CUFSLP periodically reviews the performance of the Investment Adviser, the transfer agent, the distributor and the custodian of the Portfolios; provides facilities, equipment and personnel to serve the needs of investors; develops and monitors investor programs for credit unions; provides assistance in connection with the processing of unit purchase and redemption orders as reasonably requested by the transfer agent or the Portfolios; handles unitholder problems and calls relating to administrative matters; provides advice and assistance concerning the regulatory requirements applicable to credit unions that invest in the Portfolios; and provides other administrative services to the Portfolios. The administration fee payable to CUFSLP is described under "Portfolio Fees and Expenses."

PNC Global Investment Servicing (U.S.) Inc. ("PNC"), 301 Bellevue Parkway, Wilmington, Delaware 19809, an indirect wholly-owned subsidiary of The PNC Financial Services Group, Inc., provides certain administrative, fund accounting and regulatory administration services to the Portfolios. PNC also serves as the Portfolios' transfer agent and, as such, performs various unitholder servicing functions.

#### DISTRIBUTOR

Callahan Financial Services, Inc. ("CFS"), 1001 Connecticut Avenue, N.W., Suite 1001, Washington, D.C. 20036-5504, a Delaware corporation, serves as the distributor (the "Distributor") of units of the Portfolios. CFS, a registered broker-dealer under the Securities Exchange Act of 1934, is an affiliate of Callahan & Associates, Inc., a corporation organized under the laws of the District of Columbia, founded in 1985.

## SERVICE PROVIDERS

### PORTFOLIO MANAGERS

The portfolio managers for the Bond Portfolios are:

Name and Title	Years Primarily Responsible	Five Year Employment History
<b>James P. McCarthy</b> Managing Director Co-Head Global Liquidity Management	Since 1995	Mr. McCarthy joined the Investment Adviser in 1995.
<b>Dave Fishman</b> Managing Director Co-Head Global Liquidity Management	Since 2008	Mr. Fishman joined the Investment Adviser in 1997.

The Additional Statement provides further information about the portfolio managers' compensation, other accounts managed by the portfolio managers, and the portfolio managers' ownership of units of the Portfolios.

### ACTIVITIES OF GOLDMAN SACHS AND ITS AFFILIATES AND OTHER ACCOUNTS MANAGED BY GOLDMAN SACHS

The involvement of the Investment Adviser, Goldman Sachs and their affiliates in the management of, or their interest in, other accounts and other activities of Goldman Sachs may present conflicts of interest with respect to the Portfolios or limit the Portfolios' investment activities. Goldman Sachs is a full service investment banking, broker dealer, asset management and financial services organization and a major participant in global financial markets. As such, it acts as an investor, investment banker, research provider, investment manager, financier, advisor, market maker, trader, prime broker, lender, agent and principal, and has other direct and indirect interests, in the global fixed income, currency, commodity, equity and other markets in which the Portfolios and other clients directly and indirectly invest. Thus, it is likely that the Portfolios will have multiple business relationships with and will invest in, engage in transactions with, make voting decisions with respect to, or obtain services from entities for which Goldman Sachs performs or seeks to perform investment banking or other services. Goldman Sachs and its affiliates engage in proprietary trading and advise accounts and funds which have investment objectives similar to those of the Portfolios and/or which engage in and compete for transactions in the same types of securities and instruments as the Portfolios. Goldman Sachs and its affiliates will not have any obligation to make available any information regarding their proprietary activities or strategies, or the activities or strategies used for other accounts managed by them, for the benefit of the management of the Portfolios. Goldman Sachs may restrict transactions for

itself, but not for the Portfolios (or vice versa). The results of the Portfolios' investment activities, therefore, may differ from those of Goldman Sachs, its affiliates and other accounts managed by Goldman Sachs, and it is possible that the Portfolios could sustain losses during periods in which Goldman Sachs and its affiliates and other accounts achieve significant profits on their trading for proprietary or other accounts. In addition, the Portfolios may, from time to time, enter into transactions in which Goldman Sachs or its other clients have an adverse interest. For example, a Portfolio may take a long position in a security at the same time that Goldman Sachs or other accounts managed by the Investment Adviser take a short position in the same security (or vice versa). These and other transactions undertaken by Goldman Sachs, its affiliates or Goldman Sachs-advised clients may adversely impact the Portfolios. Transactions by one or more Goldman Sachs-advised clients or the Investment Adviser may have the effect of diluting or otherwise disadvantaging the values, prices or investment strategies of the Portfolios. The Portfolios' activities may be limited because of regulatory restrictions applicable to Goldman Sachs and its affiliates, and/or their internal policies designed to comply with such restrictions. As a global financial services firm, Goldman Sachs also provides a wide range of investment banking and financial services to issuers of securities and investors in securities. Goldman Sachs, its affiliates and others associated with it may create markets or specialize in, have positions in and affect transactions in, securities of issuers held by the Portfolios, and may also perform or seek to perform investment banking and financial services for those issuers. Goldman Sachs and its affiliates may have business relationships with and purchase or distribute or sell services or products from or to, distributors, consultants or others who recommend the Portfolios or who engage in transactions with or for the Portfolios. For more information about conflicts of interest, see the Additional Statement.

## Dividends

All or substantially all of the Money Market Portfolio's net investment income (determined on a tax basis) will be declared as a dividend daily. Net short-term capital gains, if any, will be paid in accordance with the requirements of the Internal Revenue Code of 1986, as amended (the "Code"), and may be reflected in daily dividend declarations. The Money Market Portfolio does not expect to realize long-term capital gains.

Over the course of the fiscal year, dividends accrued and paid will constitute all or substantially all of the Bond Portfolios' net investment income (determined on a tax basis). The Bond Portfolios intend that all net realized long-term and short-term capital gains (after taking into account any available capital loss carryovers) will be declared and paid as a dividend at least annually.

You may choose to have dividends paid in:

- Cash
- Additional units of the same Portfolio
- Units of the Money Market Portfolio (for reinvesting dividends accrued and paid with respect to the Bond Portfolios)

You may indicate your election on your Account Information Form. Any changes may be submitted in writing to PNC or CFS at any time before the record date for a particular dividend or distribution. (If you do not indicate any choice, your dividends and distributions will be reinvested automatically in the applicable Portfolio.) The election with respect to a Portfolio's capital gains dividends, both short-term and long-term, may differ from such election with respect to such Portfolio's monthly net investment income dividends.

The election to reinvest dividends and distributions in additional units will not affect the tax treatment of such dividends and distributions, which will be treated as received by you and then used to purchase the units. At the time of your purchase of units of either of the Bond Portfolios, a portion of the per unit NAV may be represented by undistributed income of the Portfolio or unrealized appreciation of the securities held by the Portfolio.

Dividends from net investment income and distributions from capital gains are declared and paid as follows:

Portfolio	Investment Income Dividends		Capital Gains Distributions
	Declared	Paid	Declared and Paid
Money Market	Daily	Monthly	At Least Annually
Ultra-Short Duration Government	Daily	Monthly	Annually
Short Duration	Daily	Monthly	Annually

Pursuant to the provisions of the Code, each Portfolio intends to distribute substantially all of its net investment company taxable income each year. The amount of these income distributions to unitholders, which are calculated in accordance with relevant tax requirements, can often differ from the amount of a Portfolio's net investment income for financial reporting purposes, which is calculated in accordance with generally accepted accounting principles.

From time to time, a portion of the Bond Portfolios' dividends may constitute a return of capital.

# Unitholder Guide

The following section will provide you with answers to some of the most often asked questions regarding buying and selling units of the Portfolios. For more information about online access, please call 1-800-342-5828.

Purchases of units of the Portfolios may be made only by Federal Reserve wire. There is no minimum for initial or subsequent investments nor are minimum balances required.

## HOW TO BUY UNITS

### *Money Market Portfolio*

You may purchase units of the Money Market Portfolio on any business day, which is any day on which units of the Portfolio are priced, as described below in “How Are Units Priced?,” at their NAV next determined after receipt of an order by wiring federal funds to PNC Bank, N.A. (“PNC Bank”). You may place a purchase order by fax, in writing, or by telephone.

<b>By Fax:</b>	1-508-599-7803
<b>By Writing:</b>	Trust for Credit Unions c/o PNC Global Investment Servicing (U.S.) Inc. 4400 Computer Drive Westborough, MA 01581
<b>By Telephone:</b>	1-800-342-5828 (9:00 a.m. to 5:00 p.m. New York time)

Units of the Money Market Portfolio are deemed to have been purchased when an order becomes effective (i.e., after an order is received and PNC Bank receives a Federal Reserve wire relating to such order) and are entitled to dividends on units purchased as follows:

If an effective order is received:	Dividends begin:
■ By 3:00 p.m. New York time	Same business day
■ After 3:00 p.m. New York time	Next business day

Federal Reserve wires should be sent as early as possible, but must be received before the end of the business day, for a purchase order to be effective.

### *Ultra-Short Duration Government Portfolio and Short Duration Portfolio*

You may purchase units of each of the Bond Portfolios on any business day, which is any day on which units of the Portfolios are priced, as described below in “How

Are Units Priced?,” at their NAV next determined after receipt of an order by wiring federal funds to PNC Bank. You may place a purchase order by fax, in writing, or by telephone.

<b>By Fax:</b>	1-508-599-7803
<b>By Writing:</b>	Trust for Credit Unions c/o PNC Global Investment Servicing (U.S.) Inc. 4400 Computer Drive Westborough, MA 01581
<b>By Telephone:</b>	1-800-342-5828 (9:00 a.m. to 5:00 p.m. New York time)

Dividends will begin to accrue as follows:

- If a purchase order is received by PNC by 4:00 p.m. New York time on a business day, units will be issued and dividends will begin to accrue on the purchased units on the next business day, provided that PNC Bank receives the federal funds with respect to such order by such next business day.
- If a purchase order is received by PNC after 4:00 p.m. New York time, units will be issued and dividends will begin to accrue on the purchased units on the second business day thereafter, provided that PNC Bank receives the federal funds with respect to such order by such second business day.

Federal Reserve wires should be sent as early as possible, but must be received before the end of the applicable business day for a purchase order to be effective.

#### What Else Should I Know About Unit Purchases?

The following generally applies to purchases of units:

- For your initial purchase of units of the Portfolios, you should promptly complete an Account Information Form, and mail it to Trust for Credit Unions, c/o PNC Global Investment Servicing (U.S.) Inc., 4400 Computer Drive, Westborough, MA 01581 or Callahan Financial Services, Inc., 1001 Connecticut Avenue, N.W., Suite 1001, Washington, D.C. 20036. You may not redeem units prior to the Fund’s receipt of such Account Information Form.
- GSAM and/or CFS may from time to time, at their own expense, provide compensation to certain dealers whose customers purchase significant amounts of units of the Portfolios. The amount of such compensation may be made on a one-time and/or periodic basis and, in the case of GSAM, may be up to 20% of the annual fees that are earned by GSAM as Investment Adviser to the Portfolios (after adjustments) and are attributable to units held by such customers. Such compensation does not represent an additional expense to the Portfolios or their unitholders, since it will be paid from the assets of GSAM, its affiliates or CFS.

## UNITHOLDER GUIDE

The Portfolios and the Distributor reserve the right to:

- Reject or restrict any purchase or exchange orders by a particular purchaser (or group of related purchasers) for any reason in their discretion.

### Customer Identification Program.

Federal law requires the Portfolios to obtain, verify and record identifying information, which may include the name, business street address, taxpayer identification number or other identifying information, for certain investors who open an account with the Portfolios. Applications without the required information, or (where applicable) without an indication that a taxpayer identification number has been applied for, may not be accepted by the Portfolios. After accepting an application, to the extent permitted by applicable law or their customer identification program, the Portfolios reserve the right to (i) place limits on transactions in any account until the identity of the investor is verified; (ii) refuse an investment in the Portfolios; or (iii) involuntarily redeem an investor's shares and close an account in the event that the Portfolios are unable to verify an investor's identity. The Portfolios and their agents will not be responsible for any loss in an investor's account resulting from the investor's delay in providing all required identifying information or from closing an account and redeeming an investor's shares pursuant to the customer identification program.

### How Are Units Priced?

The price you pay or receive when you buy, sell or exchange units is a Portfolio's next-determined NAV. The Fund calculates NAV as follows:

$$\text{NAV} = \frac{\begin{array}{l} \text{(Value of Assets of the Portfolio)} \\ - \text{(Liabilities of the Portfolio)} \end{array}}{\text{Number of Outstanding Units of the Portfolio}}$$

### *Money Market Portfolio*

- The NAV of the Money Market Portfolio is calculated by the accounting agent on each business day as of the close of regular trading on the New York Stock Exchange (normally 4:00 p.m. New York time) or such later time as the New York Stock Exchange or NASDAQ market may officially close. Units will be priced on any day the New York Stock Exchange is open, except for days on which Chicago, Boston or New York banks are closed for local holidays.
- To help the Portfolio maintain its \$1.00 constant unit price, portfolio securities are valued at amortized cost in accordance with SEC regulations. Amortized cost will normally approximate market value. There can be no assurance that the Portfolio will be able at all times to maintain a NAV of \$1.00 per unit.

### ***Ultra-Short Duration Government Portfolio and Short Duration Portfolio***

The investments of the Bond Portfolios are valued based on market quotations, which may be furnished by a pricing service or provided by securities dealers. If accurate quotations are not readily available, the fair value of the Bond Portfolios' investments may be determined based on yield equivalents, a pricing matrix or other sources, under valuation procedures established by the Portfolios' Board of Trustees. Debt obligations with a remaining maturity of 60 days or less are valued at amortized cost.

- NAV per unit is calculated by the accounting agent on each business day as of the close of regular trading on the New York Stock Exchange (normally 4:00 p.m. New York time) or such later time as the New York Stock Exchange or NASDAQ market may officially close. This occurs after the determination, if any, of the income to be declared as a dividend. Units will normally not be priced on any day the New York Stock Exchange is closed.
- When you buy units, you pay the NAV next calculated *after* the Bond Portfolios receive your order in proper form.
- When you sell units, you receive the NAV next calculated *after* the Bond Portfolios receive your order in proper form.
- NAV per unit will fluctuate as the values of portfolio securities change in response to changing market rates of interest, principal prepayments, yield spreads and other factors.

An order to buy units of the Bond Portfolios is in proper form if it includes the name of the Portfolio, the dollar amount or number of units you want to buy, and a completed Account Information Form (initial purchases). An order to sell units of the Bond Portfolios is in proper form if it contains your name(s) and signature(s) (and any required signature guarantees as described below under "How to Sell Units—What Else Do I Need To Know About Redemptions"), your account number, the name of the Portfolio, the dollar amount or number of units you want to sell, instructions on how and where to send the proceeds, and any supporting legal documentation that may be required.

### ***General Valuation Policies***

- On any business day when the Bond Market Association ("BMA") recommends that the securities markets close early, each Portfolio reserves the right to close at or prior to the BMA recommended closing time. If a Portfolio does so, it will cease granting same business day credit for purchase, redemption and exchange orders received after the Portfolio's closing time and credit will be given to the next business day.
- Each Portfolio reserves the right to advance the time by which purchase, redemption and exchange orders must be received for same business day credit as otherwise permitted by the SEC.

## UNITHOLDER GUIDE

- The Trust reserves the right to reprocess purchase, redemption and exchange transactions that were processed at a NAV other than a Portfolio's official closing NAV that is subsequently adjusted, and to recover amounts from (or distribute amounts to) unitholders accordingly based on the official closing NAV.

If an event that affects the value of a security occurs after the publication of market quotations used by the Portfolios to price their securities but before the close of trading on the New York Stock Exchange, the Fund in its discretion and consistent with applicable regulatory guidance may determine whether to make an adjustment in light of the nature and significance of the event.

*Note: The time at which transactions and units are priced and the time by which orders must be received may be changed in case of an emergency or if regular trading on the New York Stock Exchange is stopped at a time other than 4:00 p.m. New York time. In the event the New York Stock Exchange does not open for business because of an emergency, as determined by the SEC, the Fund may, but is not required to, open one or more Portfolios for purchase, redemption and exchange transactions if the Federal Reserve wire payment system is open. To learn whether a Portfolio is open for business during an emergency situation, please call 1-800-342-5828 or 1-800-CFS-5678.*

### HOW TO SELL UNITS

#### How Can I Sell Units Of The Portfolios?

You may arrange to take money out of your account by selling (redeeming) some or all of your units. **Generally, the Portfolios will redeem your units without charge upon request on any business day at their next determined NAV after receipt of**

**such request in proper form.** Redemptions may be requested in writing, by fax, or by telephone.

<b>Instructions For Redemptions:</b>	
<b>By Writing:</b>	<ul style="list-style-type: none"> <li>■ Write a letter of instruction that includes:               <ul style="list-style-type: none"> <li>■ Your name(s) and signature(s)</li> <li>■ Your account number</li> <li>■ The Portfolio name</li> <li>■ The dollar amount or number of units you want to sell</li> <li>■ How and where to send the proceeds</li> </ul> </li> <li>■ Mail the request to: Trust for Credit Unions c/o PNC Global Investment Servicing (U.S.) Inc. 4400 Computer Drive Westborough, MA 01581</li> </ul>
<b>By Telephone:</b>	<p>If you have elected the telephone redemption and exchange privileges on your Account Information Form:</p> <ul style="list-style-type: none"> <li>■ 1-800-342-5828 (9:00 a.m. to 5:00 p.m. New York time)</li> </ul>
<b>By Fax:</b>	<p>1-508-599-7803</p> <ul style="list-style-type: none"> <li>■ Write a letter of instruction that includes:               <ul style="list-style-type: none"> <li>■ Your name(s) and signature(s)</li> <li>■ Your account number</li> <li>■ The Portfolio name</li> <li>■ The dollar amount or number of units you want to sell</li> </ul> </li> </ul> <p>Proceeds will be sent to the payment instruction already on file.</p>

**What Do I Need To Know About Telephone Redemption Requests?**

The Portfolios, the Distributor, the Administrator, the Investment Adviser and the transfer agent will not be liable for any loss you may incur in the event that the Portfolios accept unauthorized telephone redemption requests that the Portfolios reasonably believe to be genuine. In an effort to prevent unauthorized or fraudulent redemption and exchange requests by telephone, PNC employs reasonable procedures specified by the Portfolios to confirm that such instructions are genuine. If reasonable procedures are not employed, a Portfolio may be liable for any loss due to unauthorized or fraudulent transactions. The following general policies are currently in effect:

- All telephone requests are recorded.
- Proceeds of telephone redemptions will be wired directly to the credit union, central credit union, or other domestic depository account designated on the

Account Information Form unless you provide written instructions signed by an authorized person designated on the Account Information Form indicating another credit union, or other depository accounts.

- The telephone redemption option may be modified or terminated at any time.

***Note: It may be difficult to make telephone redemptions in times of drastic economic or market conditions.***

#### How Are Redemption Proceeds Paid?

You may arrange for your redemption proceeds to be wired as federal funds to the credit union, central credit union or other domestic depository institution designated on your Account Information Form. Redemption proceeds may not be wired to third parties.

#### ***Money Market Portfolio***

If a redemption request is received by PNC before 3:00 p.m. New York time, the units to be redeemed do not earn income on the day the request is received, but proceeds are ordinarily wired on the same day. If such request is received by PNC after such time and prior to 4:00 p.m. New York time, the units to be redeemed earn income on the day the request is received and proceeds are ordinarily wired on the morning of the following business day.

#### ***Ultra-Short Duration Government Portfolio and Short Duration Portfolio***

If a redemption request is received by PNC by 4:00 p.m. New York time, the proceeds are ordinarily wired on the next business day. Units to be redeemed earn income with respect to the day the request is received. Also, units redeemed on a day immediately preceding a weekend or holiday continue to earn income until the next business day.

#### What Else Do I Need To Know About Redemptions?

- If its authorized signature is guaranteed, a unitholder may change the designated credit union, central credit union or other domestic depository account upon written notice to PNC. A signature guarantee must be obtained from a bank, brokerage firm or other financial intermediary that is a member of an approved Medallion Guarantee Program or that is otherwise approved by the Trust. A notary public cannot provide a Medallion signature guarantee. Additional documentation regarding any such change or regarding a redemption by any means may be required when deemed appropriate, and the request for such redemption will not be considered to have been received in proper form until such additional documentation has been received.
- The right of a unitholder to redeem units and the date of payment by a Portfolio may be suspended for more than seven days for any period during which the New York Stock Exchange is closed, or trading on the Exchange is restricted as

determined by the SEC; or during any emergency, as determined by the SEC; or for such other period as the SEC may by order permit for the protection of unitholders of the Portfolio.

- Units may be redeemed by a Portfolio if the Trustees determine in their sole discretion that failure to redeem such units may have materially adverse consequences to the unitholders of the Portfolio. Because the Portfolios are offered solely to state and federally chartered credit unions, and to avoid the potential for adverse tax or other consequences to its unitholders, the Portfolios may redeem units that are owned at any time by any unitholder that is not a credit union (including a unitholder that was a credit union at the time of purchase but thereafter ceases to be a credit union).

#### **Can My Dividends And Distributions From A Bond Portfolio Be Reinvested In The Money Market Portfolio?**

You may elect to reinvest dividends and capital gain distributions paid by the Bond Portfolios in units of the same Bond Portfolio or in units of the Money Market Portfolio.

- Units will be purchased at NAV.
- Cross-reinvestment of dividends will be made to an identically registered account.

### Can I Exchange My Investment From One Portfolio To Another?

You may exchange units of each Portfolio at NAV for units of any other Portfolio of the Trust. The exchange privilege may be materially modified or withdrawn at any time upon 60 days' written notice to you.

**Instructions For Exchanging Shares:**

<b>By Writing:</b>	<ul style="list-style-type: none"> <li>■ Write a letter of instruction that includes:                             <ul style="list-style-type: none"> <li>■ Your name(s) and signature(s)</li> <li>■ Your account number</li> <li>■ The Portfolio name</li> <li>■ The dollar amount or number of units to be exchanged</li> </ul> </li> <li>■ Mail the request to:                             <ul style="list-style-type: none"> <li>Trust for Credit Unions</li> <li>c/o PNC Global Investment Servicing (U.S.) Inc.</li> <li>4400 Computer Drive</li> <li>Westborough, MA 01581</li> </ul> </li> </ul>
<b>By Telephone:</b>	<p>If you have elected the telephone redemption and exchange privileges on your Account Information Form:</p> <ul style="list-style-type: none"> <li>■ 1-800-342-5828 (9:00 a.m. to 5:00 p.m. New York time)</li> </ul>
<b>By Fax:</b>	<p>1-508-599-7803</p> <ul style="list-style-type: none"> <li>■ Write a letter of instruction that includes:                             <ul style="list-style-type: none"> <li>■ Your name(s) and signature(s)</li> <li>■ Your account number</li> <li>■ The Portfolio name</li> <li>■ The dollar amount or number of units to be exchanged</li> </ul> </li> </ul>

You should keep in mind the following factors when making or considering an exchange:

- You should read the Prospectus before making an exchange.
- Exchanges are available only in states where exchanges may be legally made.
- It may be difficult to make telephone exchanges in times of drastic economic or market conditions.
- PNC may use reasonable procedures described under “What Do I Need To Know About Telephone Redemption Requests?” in an effort to prevent unauthorized or fraudulent telephone exchange requests.
- Telephone exchanges normally will be made only to an identically registered account.
- The Portfolios reserve the right to reject any exchange request.

### What Types Of Reports Will I Be Sent Regarding Investments In The Portfolios?

You will receive an annual report containing audited financial statements and a semi-annual report. All unitholders will be provided with an individual monthly statement for each Portfolio showing each transaction for the reported month. Unitholders of the Bond Portfolios will also be provided with a printed confirmation for each transaction in their accounts.

### RESTRICTIONS ON EXCESSIVE TRADING PRACTICES

*Policies and Procedures on Excessive Trading Practices.* In accordance with the policies and procedures adopted by the Board of Trustees, the Trust does not permit market timing or other excessive trading practices in the Bond Portfolios. Purchases and exchanges by investors in the Bond Portfolios should be made for investment purposes that are consistent with the investment policies and practices of the respective Portfolios. Excessive, short-term (market timing) trading practices may disrupt portfolio management strategies, harm fund performance and negatively impact longer-term unitholders.

The Trust recognizes that the investments held by the Bond Portfolios are less susceptible to market timing and other excessive trading practices than certain other types of portfolios, and may be appropriately used by unitholders for relatively shorter-term investment purposes. Accordingly, the deterrent practices discussed below that will apply to a particular Bond Portfolio will depend, in part, on an assessment of the potential risk that market timing practices and other excessive trading practices pose to that Portfolio. Similarly, the monitoring criteria and frequency, thresholds for review and intervention trigger points set by the Fund acting through its Chief Compliance Officer to identify, monitor and prevent abusive short-term trading will also depend, in part, on such assessment.

The Trust reserves the right to reject or restrict purchase or exchange requests from any investor. The Trust will not be liable for any loss resulting from rejected purchase or exchange orders. To minimize harm to the Trust and its unitholders, the Trust will exercise this right if, in the Trust's judgment, an investor has a history of excessive trading or if an investor's trading, in the judgment of the Trust, has been or may be disruptive to a Portfolio. In making this judgment, trades executed in multiple accounts under common ownership or control may be considered together. No waivers of the provisions of the policies and procedures established to detect and deter market timing and other excessive trading activity are permitted that would harm the Trust or its unitholders or would subordinate the interests of the Trust or its unitholders to those of GSAM or any of GSAM's affiliates.

## UNITHOLDER GUIDE

The Trust's policies and procedures on excessive trading practices do not apply to the Money Market Portfolio because this Portfolio may be appropriately used by unitholders for short-term investment or cash management purposes. However, the Trust reserves the right to apply such policies and procedures to the Money Market Portfolio in the event of a reassessment regarding the risk that abusive short-term trading poses to such Portfolio. The Money Market Portfolio reserves the right, however, to refuse a purchase or exchange order if management of the Trust believes that the transaction may not be in the best interests of the Portfolio.

# Taxation

## TAXATION OF UNITHOLDERS

If state and federally chartered credit unions meet all requirements of Section 501(c)(14)(A) of the Code, and all rules and regulations thereunder, they will be exempt from federal income taxation on any income, dividends or capital gains realized as the result of purchasing, holding, exchanging or redeeming units of the Portfolios.

## FEDERAL TAXATION OF THE FUND

The Trust intends that each of its Portfolios will qualify for the special tax treatment afforded regulated investment companies under Subchapter M of Subtitle A, Chapter 1, of the Code. Each Portfolio is treated as a separate corporation for federal tax purposes and generally must comply with the qualification and other requirements applicable to regulated investment companies, without regard to the Trust's other Portfolios. If a Portfolio otherwise complies with such provisions, then in any taxable year for which it distributes at least 90% of its investment company taxable income determined for federal income tax purposes (before any deduction for dividends paid), the Portfolio will be relieved of federal income tax on the amounts distributed. The Portfolios intend to distribute to their unitholders substantially all of each Portfolio's net investment company taxable income and net capital gain.

The Code will impose a 4% excise tax if a Portfolio fails to meet certain requirements with respect to distributions of net ordinary income and capital gain net income. It is not anticipated that this provision will have any material impact on the Portfolios or their unitholders.

If for any taxable year a Portfolio does not qualify as a regulated investment company, all of its taxable income will be taxed to such Portfolio at the appropriate corporate rate without any reduction for distributions made to unitholders.

The foregoing discussion of tax consequences is based on federal tax laws and regulations in effect on the date of this Prospectus, which are subject to change by legislative or administrative action. You should also consult your own tax adviser for information regarding all tax consequences applicable to your investments in the Portfolios.

More information about taxes is included in the Additional Statement.

# Appendix A

## Additional Information on Portfolio Risks, Securities and Techniques

### A. General Portfolio Risks

**Risks of Fixed Income Securities.** The Portfolios will be subject to the risks associated with fixed-income securities. These risks include interest rate risk, credit risk and call/extension risk. In general, interest rate risk involves the risk that, when interest rates decline, the market value of fixed-income securities tends to increase (although many mortgage-related securities will have less potential than other debt securities for capital appreciation during periods of declining rates). Conversely, when interest rates increase, the market value of fixed-income securities tends to decline. Credit risk involves the risk that the issuer could default on its obligations, and a Portfolio will not recover its investment. Call risk and extension risk are normally present in adjustable rate mortgage loans (“ARMs”) and mortgage-backed securities. For example, homeowners have the option to prepay their mortgages. Therefore, the duration of a security backed by home mortgages can either shorten (call risk) or lengthen (extension risk). In general, if interest rates on new mortgage loans fall sufficiently below the interest rates on existing outstanding mortgage loans, the rate of prepayment would be expected to increase. Conversely, if mortgage loan interest rates rise above the interest rates on existing outstanding mortgage loans, the rate of prepayment would be expected to decrease. In either case, a change in the prepayment rate can result in losses to investors.

**Risks of Mortgage and Related Investments.** Mortgage-related securities are particularly exposed to call and extension risks. Small changes in mortgage prepayments can significantly impact the cash flow and the market value of these securities. In general, the risk of faster than anticipated prepayments adversely affects super floaters and premium priced mortgage-related securities. The risk of slower than anticipated prepayments generally adversely affects floating-rate securities subject to interest rate caps, support tranches and discount priced mortgage-related securities. In addition, particular securities may be leveraged such that their exposure (*i.e.*, price sensitivity) to interest rate and/or prepayment risk is magnified.

Some floating-rate debt securities can present more complex types of derivative and interest rate risks. For example, range floaters are subject to the risk that the coupon will be reduced below market rates if a designated interest rate floats outside of a specified interest rate band or collar. Dual index or yield curve floaters are subject

to lower prices in the event of an unfavorable change in the spread between two designated interest rates.

**Risks of Illiquid Securities.** The Bond Portfolios may invest up to 15% of their net assets and the Money Market Portfolio may invest up to 10% of its net assets in illiquid securities, which cannot be disposed of in seven days in the ordinary course of business at fair value. Illiquid securities include:

- Securities that are not readily marketable
- Repurchase agreements, federal funds loans and fixed time deposits with a notice or demand period of more than seven days
- Loan participations of foreign governments or their agencies that are guaranteed as to principal and interest by the U.S. government or its agencies, instrumentalities or sponsored enterprises where a substantial secondary market is absent
- If permissible for a Portfolio, certain restricted securities, unless it is determined, based upon a review of the trading markets for a specific restricted security, that such restricted security is liquid because, for example, it is eligible for resale pursuant to Rule 144A under the Securities Act of 1933 (“144A Securities”) and, therefore, is liquid

Investing in restricted securities may decrease a Portfolio’s liquidity to the extent that qualified institutional buyers become for a time uninterested in purchasing these restricted securities. The purchase price and subsequent valuation of restricted and illiquid securities normally reflect a discount, which may be significant, from the market price of comparable securities for which a liquid market exists.

**Portfolio Turnover Rate.** The Investment Adviser will not consider the portfolio turnover rate a limiting factor in making investment decisions for a Portfolio. A high rate of portfolio turnover (100% or more) involves correspondingly greater expenses which must be borne by a Portfolio and its unitholders. The portfolio turnover rate is calculated by dividing the lesser of the dollar amount of sales or purchases of portfolio securities by the average monthly value of a Portfolio’s portfolio securities, excluding securities having a maturity at the date of purchase of one year or less. See “Financial Highlights” in Appendix B for a statement of the historical portfolio turnover rates of the Ultra-Short Duration Government Portfolio and the Short Duration Portfolio.

**Investment Criteria.** If, after purchase by a Portfolio, an investment ceases to meet the investment criteria stated in this Prospectus, the Investment Adviser will consider whether the Portfolio should continue to hold the investment. Investments purchased prior to January 1, 1998 will be governed by the NCUA Rules and Regulations in effect when purchased, and the Portfolios may continue to hold such

investments after that date subject to compliance with the NCUA Rules and Regulations.

## B. Portfolio Securities and Techniques

This section provides further information on certain types of securities and investment techniques that may be used by the Portfolios, including their associated risks. Additional information is provided in the Additional Statement, which is available upon request. Among other things, the Additional Statement describes certain fundamental investment restrictions that cannot be changed without unit-holder approval. You should note, however, that all policies not specifically designated as fundamental are non-fundamental and may be changed without unitholder approval.

**U.S. Government Securities.** U.S. Government Securities include U.S. Treasury obligations and obligations issued or guaranteed by U.S. government agencies, instrumentalities or sponsored enterprises. U.S. Government Securities may be supported by (a) the full faith and credit of the U.S. Treasury; (b) the ability of the issuer to borrow from the U.S. Treasury; (c) the discretionary authority of the U.S. government to purchase certain obligations of the issuer; or (d) only the credit of the issuing agency, instrumentality or sponsored enterprise. U.S. Treasury obligations include, among other things, the separately traded principal and interest components of securities guaranteed or issued by the U.S. Treasury that are traded independently under the Separate Trading of Registered Interest and Principal of Securities program (“STRIPS”).

U.S. Government Securities are deemed to include (a) securities for which the payment of principal and interest is backed by an irrevocable letter of credit issued by the U.S. government, its agencies, instrumentalities or sponsored enterprises; and (b) participations in loans made to foreign governments or their agencies that are so guaranteed as to principal and interest. Certain of these participations may be regarded as illiquid. U.S. Government Securities also include zero coupon bonds.

U.S. Government Securities have historically involved little risk of loss of principal if held to maturity. However, no assurance can be given that the U.S. government will provide financial support to U.S. government agencies, authorities, instrumentalities or sponsored enterprises if it is not obligated to do so by law.

**Custodial Receipts.** Interests in U.S. Government Securities may be purchased in the form of custodial receipts that evidence ownership of future interest payments, principal payments or both on certain notes or bonds issued or guaranteed as to

principal and interest by the U.S. government, its agencies, instrumentalities or authorities. For certain securities law purposes, custodial receipts are not considered obligations of the U.S. government.

***Mortgage-Related Securities.*** Mortgage-related securities represent direct or indirect participations in, or are collateralized by and payable from, mortgage loans secured by real property. Mortgage-related securities can be backed by either fixed rate mortgage loans or adjustable rate mortgage loans, and may be issued by either a governmental or non-governmental entity. The Short Duration Portfolio may invest in privately-issued mortgage pass-through securities that are rated high quality and represent interests in pools of mortgage loans that are issued by trusts formed by originators of and institutional investors in mortgage loans (or represent interests in custodial arrangements administered by such institutions). These originators and institutions include commercial banks, savings and loans associations, credit unions, savings banks, mortgage bankers, insurance companies, investment banks or special purpose subsidiaries of the foregoing. The pools underlying privately-issued mortgage pass-through securities consist of mortgage loans secured by mortgages or deeds of trust creating a first lien on residential properties, residential multi-family properties consisting of four or fewer units and mixed residential/commercial properties. (In conformance with the NCUA Rules and Regulations, the Short Duration Portfolio does not currently invest in commercial mortgage-related securities.)

Privately-issued mortgage pass-through securities generally offer a higher yield than similar securities issued by a government entity because of the absence of any direct or indirect government or agency payment guarantees. However, timely payment of interest and principal on mortgage loans in these pools may be supported by various forms of insurance or guarantees, including individual loan, pool and hazard insurance, subordination and letters of credit. The insurance and guarantees are issued by government entities, private insurers, banks and mortgage poolers. Mortgage-related securities without insurance or guarantees may also be purchased by the Short Duration Portfolio if they have the required rating from an NRSRO. Some mortgage-related securities issued by private organizations may not be readily marketable.

Mortgage-related securities may include multiple class securities, including collateralized mortgage obligations (“CMOs”) and Real Estate Mortgage Investment Conduit (“REMIC”) pass-through or participation certificates. A REMIC is a CMO that qualifies for special tax treatment under the Code and invests in certain mortgages principally secured by interests in real property and other permitted investments. CMOs provide an investor with a specified interest in the cash flow

## APPENDIX A

from a pool of underlying mortgages or of other mortgage-related securities. CMOs are issued in multiple classes, each with a specified fixed or floating interest rate and a final scheduled distribution date. The relative payment rights of the various CMO classes may be structured in many ways. In many cases, payments of principal are applied to the CMO classes in the order of their respective stated maturities, so that no principal payments will be made on a CMO class until all other classes having an earlier stated maturity date are paid in full. Sometimes, however, CMO classes are “parallel pay,” *i.e.*, payments of principal are made to two or more classes concurrently. CMOs may exhibit more or less price volatility and interest rate risk than other types of mortgage-related obligations, and under certain interest rate and payment scenarios, a Portfolio may fail to recoup fully its investment in certain of these securities regardless of their credit quality.

The Portfolios may invest in exchangeable collateralized mortgage obligations (“exchangeable CMOs”) representing beneficial ownership interests in one or more interest-only classes of a CMO (“IO CMOs”) or principal-only classes of a CMO (“PO CMOs”) if certain requirements prescribed by NCUA Rules and Regulations are satisfied. Otherwise, the Portfolios may not invest in stripped mortgage-backed securities (“SMBS”) or securities that represent interests in SMBS.

To the extent a Portfolio concentrates its investments in pools of mortgage-related securities sponsored by the same sponsor or serviced by the same servicer, it may be subject to additional risks. Servicers of mortgage-related pools collect payments on the underlying mortgage assets for pass-through to the pool on a periodic basis. Upon insolvency of the servicer, the pool may be at risk with respect to collections received by the servicer but not yet delivered to the pool.

Throughout 2008, the market for mortgage-related securities experienced substantially, often dramatically, lower valuations and greatly reduced liquidity. Markets for other asset-backed securities have also been affected. These instruments are increasingly subject to liquidity constraints, price volatility, credit downgrades and unexpected increases in default rates, and therefore may be more difficult to value and more difficult to dispose of than previously. These events may have an adverse impact on a Portfolio to the extent it invests in mortgage-related or other fixed income securities or instruments affected by the volatility in the fixed income markets.

***Inverse Floating Rate Securities.*** The Bond Portfolios may, to the extent permitted by the NCUA, invest in leveraged inverse floating rate debt securities (“inverse floaters”). The interest rate on inverse floaters resets in the opposite direction from the market rate of interest to which the inverse floater is indexed. An inverse floater may be considered to be leveraged to the extent that its interest rate varies by a

magnitude that exceeds the magnitude of the change in the index rate of interest. The higher the degree of leverage of an inverse floater, the greater the volatility of its market value.

**Zero Coupon Securities.** Each Portfolio may purchase zero coupon securities which are U.S. Government Securities and do not have maturity dates of more than ten years from the settlement date. Zero coupon securities are issued at a discount from their face value because interest payments are typically postponed until maturity. The market prices of these securities generally are more volatile than the market prices of interest-bearing securities and are likely to respond to a greater degree to changes in interest rates than interest-bearing securities having similar maturities and credit quality.

**Mortgage Dollar Rolls.** The Bond Portfolios may enter into mortgage dollar rolls. A mortgage dollar roll involves the sale by a Portfolio of securities for delivery in the current month. The Portfolio simultaneously contracts with the same counterparty to repurchase substantially similar (same type, coupon and maturity) but not identical securities on a specified future date. During the roll period, the Portfolio loses the right to receive principal and interest paid on the securities sold. However, the Portfolio benefits to the extent of any difference between (a) the price received for the securities sold and (b) the lower forward price for the future purchase and/or fee income plus the interest earned on the cash proceeds of the securities sold. Unless the benefits of a mortgage dollar roll exceed the income, capital appreciation and gain or loss due to mortgage prepayments that would have been realized on the securities sold as part of the roll, the use of this technique will diminish the Portfolio's performance.

Successful use of mortgage dollar rolls depends upon the Investment Adviser's ability to predict correctly interest rates and mortgage prepayments. If the Investment Adviser is incorrect in its prediction, a Portfolio may experience a loss. The Portfolios do not currently intend to enter into mortgage dollar rolls for financing and do not treat them as borrowings.

**When-Issued Securities.** Pursuant to NCUA Rules and Regulations, the Portfolios may purchase and sell securities in transactions that provide for their delivery by regular-way settlement. Regular-way settlement means that delivery of a security from a seller to a buyer is to be made within the time frame that the securities industry has established for that type of security.

In addition to purchasing and selling securities that have already been issued, the Portfolios may purchase or sell securities in when-issued transactions. In these transactions, securities are bought or sold during the period between the

## APPENDIX A

announcement of an offering and the issuance and payment date of the securities in order to secure what is considered to be an advantageous yield or price.

Like other transactions, the purchase of securities on a when-issued basis involves a risk of loss if the value of the security to be purchased declines before the settlement date. Conversely, the sale of when-issued securities involves the risk that the value of the securities sold may increase before the settlement date. Although the Portfolios will generally purchase securities on a when-issued basis with the intention of acquiring the securities, a Portfolio may dispose of the securities prior to settlement if the Investment Adviser deems it appropriate.

***Lending of Portfolio Securities.*** The Bond Portfolios may seek to increase their income by lending portfolio securities to institutions, such as banks and broker-dealers. The borrowers are required to secure their loans continuously with cash, cash equivalents or U.S. Government Securities in an amount at least equal to the market value of the securities loaned. Cash collateral may be invested in cash equivalents. To the extent that cash collateral is so invested in other investment securities, such collateral will be subject to market depreciation or appreciation and a Portfolio will be responsible for any loss that might result from its investment of the borrowers' collateral. Any investments purchased with the cash (as well as other cash received in connection with the loan) must be permissible for federally chartered credit unions and must mature no later than the maturity of the transaction. If the Investment Adviser determines to make securities loans, the value of the securities loaned may not exceed 5% of the value of the net assets of a Bond Portfolio (including the loan collateral). A Bond Portfolio may experience delay in the recovery of its securities or incur a loss if the institution with which it has engaged in a portfolio loan transaction breaches its agreement with the Bond Portfolio or becomes insolvent.

***Repurchase Agreements.*** Repurchase agreements involve the purchase of securities subject to the seller's agreement to repurchase them at a mutually agreed upon date and price. Each Portfolio may enter into repurchase agreements with securities dealers and banks that furnish collateral at least equal in value or market price to the amount of their repurchase obligation.

If the other party or "seller" defaults, a Portfolio might suffer a loss to the extent that the proceeds from the sale of the underlying securities and other collateral held by the Portfolio are less than the repurchase price and the Portfolio's cost associated with delay and enforcement of the repurchase agreement. In addition, in the event of bankruptcy of the seller, a Portfolio could suffer additional losses if a court determines that the Portfolio's interest in the collateral is not enforceable.

The Portfolios, together with other registered investment companies having advisory agreements with the Investment Adviser or any of its affiliates, may transfer uninvested cash balances into a single joint account, the daily aggregate balance of which will be invested in one or more repurchase agreements.

***Other Investment Companies.*** The Short Duration Portfolio may invest in securities of other investment companies subject to the limitations prescribed by the 1940 Act. These limitations generally include a prohibition on the Portfolio acquiring more than 3% of the voting securities of any other investment company, and a prohibition on investing more than 5% of the Portfolio's total assets in securities of any one investment company or more than 10% of its total assets in securities of all investment companies. The Portfolio will indirectly bear its proportionate share of any management fees and other expenses paid by such other investment companies. Such other investment companies will have investment objectives, policies and/or restrictions that limit their investments to those authorized for federally chartered credit unions. Pursuant to an exemptive order obtained from the SEC, other investment companies in which the Portfolio may invest include money market funds for which the Investment Adviser or any of its affiliates serve as investment adviser, administrator or distributor.

***Bank Obligations.*** The Portfolios may invest in U.S. dollar-denominated obligations issued or guaranteed by U.S. banks with total assets exceeding \$1 billion (including obligations issued by foreign branches of such banks) but only to the extent permitted under the Federal Credit Union Act and the rules and regulations thereunder. Bank obligations may include certificates of deposit, bankers' acceptances, bank notes, deposit notes, and other obligations. Bank obligations may be general obligations of the parent bank or may be limited to the issuing branch by the terms of the specific obligations or by government regulation. Obligations of foreign branches of U.S. banks include fixed time deposits. Generally, fixed time deposits are not payable until maturity, but may permit early withdrawal subject to penalties which vary depending upon market conditions and the remaining maturity of the obligations.

The activities of U.S. and most foreign banks are subject to extensive but different government regulations which may limit both the amount and types of loans that may be made and the interest rates that may be charged. In addition, the profitability of the banking industry is largely dependent upon the availability and costs of funds for the purpose of financing lending operations under prevailing money market conditions. General economic conditions as well as exposure to credit losses arising from possible financial difficulties play an important part in the operation of this industry.

## APPENDIX A

Obligations of foreign branches of U.S. banks involve investment risks in addition to those of domestic obligations of domestic issuers, including the possibility that liquidity could be impaired because of future political and economic developments, that the obligations may be less marketable than comparable domestic obligations of domestic issuers, that a foreign jurisdiction might impose withholding taxes on interest income payable on those obligations or that deposits may be seized or nationalized.

**Federal Funds.** The Portfolios may make unsecured loans of federal funds to U.S. banks with total assets exceeding \$1 billion (including obligations issued by foreign branches of such banks) to the extent permitted by the Federal Credit Union Act and the rules and regulations thereunder.

Federal funds are funds held by a regional Federal Reserve Bank for the account of a bank that is a member of such Federal Reserve Bank (a “Fed Member Bank”). A loan of federal funds is an unsecured loan to a Fed Member Bank at a negotiated interest rate for a negotiated time period, generally overnight, of federal funds. Loans of federal funds are not insured by the Federal Deposit Insurance Corporation. In the event the borrower of federal funds enters a bankruptcy or other insolvency proceeding, the Portfolios could experience delays and incur expenses in recovering cash. Further, the possibility exists that in such an instance, the borrowing institution may not be able to repay the loaned funds. Creditworthiness is, therefore, of particular importance given the unsecured nature of federal funds borrowings. The Portfolios will limit federal funds lending to those Fed Member Banks whose creditworthiness has been reviewed and found by the Investment Adviser to be comparable in quality to securities rated high quality by an NRSRO.

**Borrowing.** The Portfolios may not borrow money, except as a temporary measure, and then only in amounts not exceeding one-third of the value of a Portfolio’s net assets.



## Appendix B

### Financial Highlights

The financial highlights tables are intended to help you understand a Portfolio's financial performance for the past five years. The total returns in the table represent the rate that an investor would have earned or lost on an investment in a Portfolio (assuming reinvestment of all distributions). The information for the fiscal years ended August 31, 2009 and 2008 have been audited by Ernst & Young LLP, whose report, along with the Portfolios' financial statements, is included in the Portfolios' 2009 annual report (available upon request without charge). Information for fiscal years prior to the fiscal year ended August 31, 2008, was audited by the Fund's former independent registered public accounting firm.

APPENDIX B

**MONEY MARKET PORTFOLIO**

	Years Ended August 31,				
	2009	2008	2007	2006	2005
<b>Net asset value, beginning of year</b> . . . . .	\$ 1.00	\$ 1.00	\$ 1.00	\$ 1.00	\$ 1.00
<b>Income from investment operations:</b>					
Net investment income <sup>(a)</sup> . . . . .	0.01	0.03	0.05	0.04	0.02
Total income from investment operations . . . . .	0.01	0.03	0.05	0.04	0.02
<b>Less distributions from:</b>					
Investment Income . . . . .	(0.01)	(0.03)	(0.05)	(0.04)	(0.02)
Total distributions . . . . .	(0.01)	(0.03)	(0.05)	(0.04)	(0.02)
<b>Net asset value, end of year</b> . . . . .	\$ 1.00	\$ 1.00	\$ 1.00	\$ 1.00	\$ 1.00
<b>Total return<sup>(b)</sup></b> . . . . .	0.63%	3.36%	5.33%	4.52%	2.44%
<b>Ratios/Supplemental data:</b>					
Net Assets at the end of year (in thousands) . . . . .	\$944,997	\$823,406	\$417,772	\$256,798	\$251,000
<b>Ratios to average net assets:</b>					
Expenses net of waivers and reimbursements . . . . .	0.20% <sup>(c)</sup>	0.19%	0.14%	0.14%	0.13%
Expenses before waivers and reimbursements . . . . .	0.36%	0.37%	0.34%	0.38%	0.32%
Net investment income (net of waivers and reimbursements) . . . . .	0.52%	2.93%	5.20%	4.48%	2.36%
Net investment income (before waivers and reimbursements) . . . . .	0.36%	2.75%	5.00%	4.24%	2.17%

(a) Calculated based on average units outstanding.

(b) Assumes investment at the net asset value at the beginning of the year, reinvestment of all distributions and a complete redemption of the investment at the net asset value at the end of the year.

(c) The Money Market Portfolio's participation in the U.S. Treasury Department's Temporary Guarantee Program for Money Market Funds represented an expense of 0.02% for the year ended August 31, 2009.

## ULTRA-SHORT DURATION GOVERNMENT PORTFOLIO

	Years Ended August 31,				
	2009	2008	2007	2006	2005
<b>Net asset value, beginning of year</b> . . . . .	\$ 9.45	\$ 9.45	\$ 9.43	\$ 9.43	\$ 9.48
<b>Income from Investment operations:</b>					
Net investment income <sup>(a)(b)</sup> . . . . .	0.19	0.34	0.43	0.34	0.22
Net realized and unrealized gain (loss) on investment transactions . . . . .	0.17	0.05	0.06	0.04	(0.01)
Total income from investment operations . . . . .	0.36	0.39	0.49	0.38	0.21
<b>Less distributions from:</b>					
Investment income <sup>(b)</sup> . . . . .	(0.20)	(0.38)	(0.47)	(0.38)	(0.26) <sup>(c)</sup>
Capital . . . . .	—	(0.01)	—	—	—
Total distributions . . . . .	(0.20)	(0.39)	(0.47)	(0.38)	(0.26)
<b>Net asset value, end of year</b> . . . . .	\$ 9.61	\$ 9.45	\$ 9.45	\$ 9.43	\$ 9.43
<b>Total return<sup>(d)</sup></b> . . . . .	3.85%	4.17%	5.35%	4.12%	2.28%
<b>Ratios/Supplemental data:</b>					
Net Assets at the end of year (in thousands) . . . . .	\$362,641	\$336,303	\$283,337	\$384,020	\$587,858
<b>Ratio to average net assets:</b>					
Expenses net of waivers and reimbursements . . . . .	0.35%	0.38%	0.35%	0.35%	0.35%
Expenses before waivers and reimbursements . . . . .	0.35%	0.41%	0.39%	0.38%	0.36%
Net investment income (net of waivers and reimbursements) . . . . .	1.96%	3.54%	4.54%	3.57%	2.42%
Net investment income (before waivers and reimbursements) . . . . .	1.96%	3.51%	4.50%	3.54%	2.41%
<b>Portfolio turnover Rate<sup>(e)</sup></b> . . . . .	179%	162%	107%	52%	68%

(a) Calculated based on average units outstanding.

(b) Net investment income per unit differs from Distributions to Unitholders from net investment income primarily due to book/tax differences on treatment of paydown gains and losses, market discounts and market premiums.

(c) Includes amounts less than \$0.005 that are distributions from paid-in capital.

(d) Assumes investment at the net asset value at the beginning of the year; reinvestment of all distributions and a complete redemption of the investment at the net asset value at the end of the year.

(e) There was no effect to the portfolio turnover rate due to mortgage dollar roll transactions for the year ended August 31, 2007. Prior years include the effect of mortgage dollar roll transactions, if any. There were no mortgage dollar roll transactions for the years ended August 31, 2008 and 2009.

APPENDIX B

SHORT DURATION PORTFOLIO

	Years Ended August 31,				
	2009	2008	2007	2006	2005
<b>Net asset value, beginning of year</b> . . . . .	\$ 9.44	\$ 9.50	\$ 9.51	\$ 9.59	\$ 9.72
<b>Income from investment operations:</b>					
Net investment income <sup>(a)(b)</sup> . . . . .	0.27	0.37	0.41	0.37	0.31
Net realized and unrealized gain (loss) on investment transactions . . . . .	0.16	(0.01)	0.03	(0.07)	(0.13)
Total income from investment operations . . . . .	0.43	0.36	0.44	0.30	0.18
<b>Less distributions from:</b>					
Investment income <sup>(b)</sup> . . . . .	(0.29)	(0.42)	(0.45)	(0.38)	(0.31)
Total Distributions . . . . .	(0.29)	(0.42)	(0.45)	(0.38)	(0.31)
<b>Net asset value, end of year</b> . . . . .	\$ 9.58	\$ 9.44	\$ 9.50	\$ 9.51	\$ 9.59
<b>Total return<sup>(c)</sup></b> . . . . .	4.60%	3.83%	4.77%	3.25%	1.91%
<b>Ratios/Supplemental data:</b>					
Net Assets at the end of year (in thousands) . . . . .	\$386,244	\$372,293	\$431,246	\$678,062	\$721,650
<b>Ratio to average net assets:</b>					
Expenses . . . . .	0.34%	0.39% <sup>(d)</sup>	0.32%	0.32%	0.31%
Net investment income . . . . .	2.87%	3.88% <sup>(d)</sup>	4.31%	3.90%	3.19%
<b>Portfolio turnover Rate<sup>(e)</sup></b> . . . . .	293%	241%	122%	126%	235%

(a) Calculated based on average units outstanding.

(b) Net investment income per unit differs from Distributions to Unitholders from net investment income primarily due to book/tax differences on treatment of paydown gains and losses, market discounts and market premiums.

(c) Assumes investment at the net asset value at the beginning of the year, reinvestment of all distributions and a complete redemption of the investment at the net asset value at the end of the year.

(d) Custody credits earned in the year ended August 31, 2008 had no effect on ratios.

(e) There was no effect to the portfolio turnover rate due to mortgage dollar roll transactions for the year ended August 31, 2007. Prior years include the effect of mortgage dollar roll transactions, if any. There were no mortgage dollar roll transactions for the years ended August 31, 2008 and 2009.

[This page intentionally left blank]

# Index

- 1 General Investment Management Approach
- 5 Portfolio Investment Objectives and Strategies
  - 5 Money Market Portfolio
  - 7 Ultra-Short Duration Government Portfolio
  - 8 Short Duration Portfolio
- 9 Other Investment Practices and Securities
- 11 Principal Risks of the Portfolios
- 14 Portfolio Performance
- 18 Portfolio Fees and Expenses
- 21 Service Providers
- 25 Dividends
- 27 Unitholder Guide
  - 27 How to Buy Units
  - 31 How to Sell Units
- 38 Taxation
- 39 Appendix A Additional Information on Portfolio Risks, Securities and Techniques
- 48 Appendix B Financial Highlights

# Trust For Credit Unions Prospectus

## FOR MORE INFORMATION

### Annual/Semi-Annual Report

Additional information about the Portfolios' investments is available in the Fund's annual and semi-annual reports to unitholders. In the Fund's annual reports, you will find a discussion of the market conditions and investment strategies that significantly affected the Money Market, Ultra-Short Duration Government and Short Duration Portfolios' performance during the last fiscal year.

### Statement of Additional Information

Additional information about the Portfolios and their policies is also available in the Portfolios' Additional Statement. The Additional Statement is incorporated by reference into this Prospectus (is legally considered part of this Prospectus).

The Portfolios' annual and semi-annual reports, and the Additional Statement, are available free upon request by calling Trust for Credit Unions at 1-800-342-5828 or CFS at 1-800-237-5678. You can also access and download the annual and semi-annual reports, and the Additional Statement, free of charge, at the Portfolios' website, <http://www.trustcu.com>.

To obtain other information and for unitholder inquiries:

- By telephone: 1-800-DIAL TCU (342-5828) or 1-800-CFS-5678
- By mail: Trust for Credit Unions  
c/o PNC Global Investment Servicing (U.S.) Inc.  
4400 Computer Drive  
Westborough, MA 01581  
or  
Callahan Financial Services, Inc.  
1001 Connecticut Avenue, N.W., Suite 1001  
Washington, D.C. 20036
- On the Internet: SEC EDGAR database – <http://www.sec.gov> (text-only)  
CFS – <http://www.trustcu.com>

You may review and obtain copies of Portfolio documents by visiting the SEC's Public Reference Room in Washington, D.C. You may also obtain copies of Portfolio documents by sending your request and a duplicating fee to the SEC's Public Reference Section, Washington, D.C. 20549-0102, or by electronic request to the SEC's e-mail address at [publicinfo@sec.gov](mailto:publicinfo@sec.gov). Information on the operation of the Public Reference Room may be obtained by calling the SEC at (202) 551-8090. This Prospectus is intended for use by state and federally chartered credit unions that are exempt from federal income taxation.

The Portfolios' investment company registration number is 811-5407.